

# Colleague<sup>7</sup>

## Release Notes

Build: 17.12.01

Colleague Software Ltd

Date Created: 14/12/17

## Colleague 7 Release Notes - 17.12.01

### 1. Introduction

This document communicates the new features and changes in this release of Colleague 7.

### 2. About This Release

Sprint Goal: Continue to enhance and refine the Search based on client feedback and to complete phase four of the 'Right To Consent' GDPR work.

### 3. New Features

#### 3.1 Right to Consent - Opt In/Out URL (Phase 4).

State: Done

Type: Enhancement

##### User Notes:

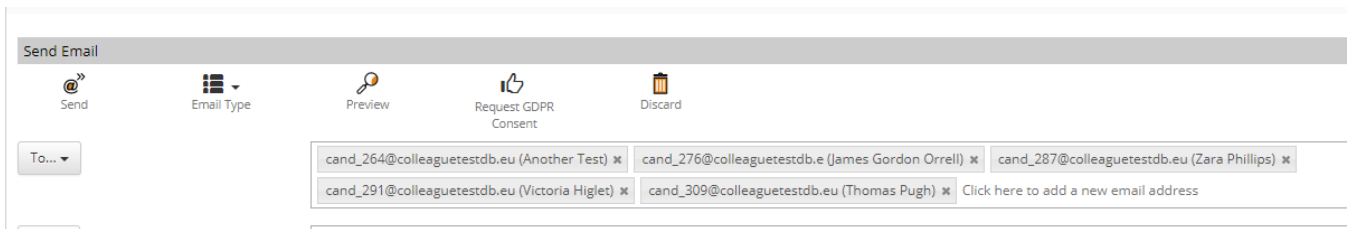
The 'Request GDPR Consent' email/workflow can now be sent from a Candidate Search and Contact Search. After performing a search and selecting a batch of records, the user can then click on Email:

The screenshot shows a search results table with columns for Candidate Id, Rank, Forename, and Surname. Five records are selected, indicated by checkboxes and blue highlighting. A context menu is open over the selected records, showing the following options:

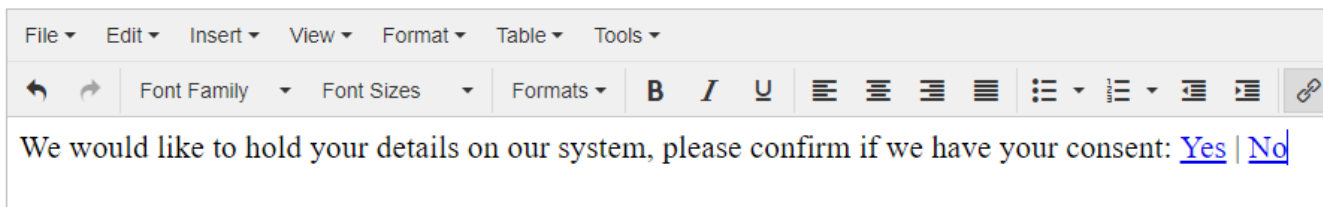
- Email
- SMS
- Flag
- Hide
- Unhide
- Remove From Results
- Archive Record(s)
- Unarchive Record(s)
- Add To Favourites

Below the table, it says "Showing 1 to 10 of 1,760 entries (5 selected)".

This will bring up the Email form, and if the GDPR feature is enabled for the respective entity type, then the 'Request GDPR Consent' button will be available:




Clicking on the 'Request GDPR Consent' button will then generate an email with the Email body consent from Global Settings.




However, when the user clicks on the email, Colleague 7 will first check if the recipients of the emails have already granted consent or denied consent.

Any records that have denied consent will be removed from the email automatically:



If there are any records that have granted consent, then a confirmation alert will appear asking the user whether those records should be removed from the email or not.



This allows for the scenario of renewing consent.

## 3.2 Rank option for Search

State: Done

Type: Enhancement

User Notes:

Rank is now an available option in the Search. This is used when a Text Criteria search is carried out, if the Rank option is selected, then a Rank value will appear on each record found. The Rank column is also sortable.

Show 100 entries

<input type="checkbox"/>	Candidate Id	Rank	Forenames	Surname	City
<input checked="" type="checkbox"/>	41	6	James	Higgins	London
<input type="checkbox"/>	36	5	Andrew	Watsun	Broxbourne
<input type="checkbox"/>	37	5	Trevor	Starling	London
<input type="checkbox"/>	33	5	Paul Henry	Stringer	
<input type="checkbox"/>	96	5	Toby	Jameson	
<input type="checkbox"/>	123	5	Jayne	Spencer	Watford
<input type="checkbox"/>	12	4	Stuart	Kemp	Castle Camps
<input type="checkbox"/>	256	3	Michael	Reynolds	London
<input type="checkbox"/>	114	3	Michael	Stuart	Guildford,
<input type="checkbox"/>	8827	2	Sara	Aurorary	Billericay
<input type="checkbox"/>	8828	2	Jude	Blackstone	Billericay
<input type="checkbox"/>	8829	2	Sara	Aurora	Billericay
<input type="checkbox"/>	290	2	Carl	Watson	London
<input type="checkbox"/>	25	2	Edward	O'leary	Fareham

A higher rank equates to that record having more relevance than a record with a lower rank.

When combining searches, Rank will no longer have relevance as it only applies to the initial search. Therefore in this case, all Rank values will be blanked out and an alert will be displayed to confirm this.

## 3.3 User Privileges To Edit 'Right To Consent' Fields

State: Done

Type: Enhancement

User Notes: A new User Group Permission called "Edit GDPR Consent" is now available, to allow or deny the ability to manually update GDPR fields on candidate and contact records.

Edit GDPR Consent

## 3.4 Option to Delete Saved Searches

State: Done

Type: Enhancement

User Notes: There is now the option to delete saved/recent searches from the Saved Searches screen.

## 3.5 Move Social Media Links out of the Summary View to be in a partial view?

State: Done

Type: Enhancement

User Notes: The Social Media Links area within candidate, company and contact records has been moved out of the summary tab, and can now be accessed by using the 'View More' menu and selecting 'Social Media Links'.

Social Media Links

Show 10 entries

Type	Description	Search	Add New	Delete?
Facebook	Facebook (Thu Dec 14 2017)		+	X
LinkedIn	LinkedIn (Fri Jun 09 2017)		+	X
Twitter	Twitter (Thu Dec 14 2017)		+	X

Showing 1 to 3 of 3 entries

Previous 1 Next

The 'Social Media Links' view will also appear if the user clicks on a greyed out Social Media icon.

## 3.6 Reports Interface Enhancements

State: Done

Type: Enhancement

User Notes: A number of updates have been made to improve the Colleague 7 reporting functionality.

## 3.7 Remove 'Candidate has been Longlisted' alert on Requirement.

State: Done

Type: Enhancement

User Notes: There is no longer an alert on successfully Longlisting a Candidate in Requirement Candidates. This alert message was deemed unnecessary and an annoyance to users.

## 3.8 Double-click on skill to remove from skills list.

State: Done

Type: Enhancement

User Notes: On double clicking individual Skills in the 'Selected' Skills list they will be will now be de-allocated:

## 3.9 'Add' should only appear if a search has been run.

---

State: Done

---

Type: Enhancement

---

User Notes: In Search the 'Add' button is only enabled once a Search has been run for the first time.

---

## 3.10 Attachment Labels.

---

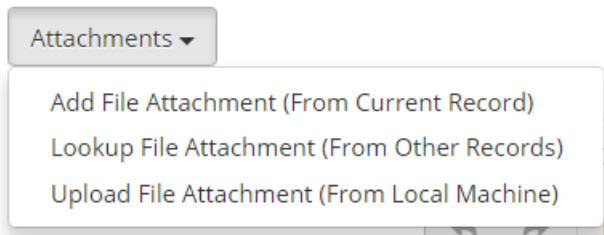
State: Done

---

Type: Enhancement

---

User Notes: Email -> Attachment button text has been changed to the following:



---

## 3.11 Remove alerts on creating Custom Fields/Custom Field Groups and update 'Group' dropdown on create a Custom Field Group.

---

State: Done

---

Type: Enhancement

---

User Notes: To avoid unnecessary informational messages when creating custom fields or custom field groups, the alerts which appear confirming the successful creation of a custom field/group have been removed.

After creating a custom field group, the new group is now immediately available in the 'Group' drop-down when creating a custom field. Previously, the web page needed to be refreshed before the new group would appear.

---

## 4. Bug Fixes

### 4.1 PBI 31591 - Interview selection not sorting by date properly

---

State: Done

---

Type: Bug

---

User Notes: A bug has been fixed which allows correct sorting of interviews by 'Interview Date' in the interview selection screen.

---

### 4.2 PBI 29451 - When Parsing, If No Custom Fields Are Defined You Get An Error

---

State: Done

---

Type: Bug

---

User Notes: A bug related to parsing CVs when there are no custom fields on the system has been fixed.

---

### 4.3 PBI 32245 - Bug With Cache When Deleting Skills (also affects Lookups).

---

State: Done

---

Type: Bug

---

User Notes: The following items will now be correctly removed from the cache when removed in Admin :

- Lookup Maintenance
  - History Codes
  - Skill Categories
  - Document Types
- 

### 4.4 PBI 32450 - 17.10.2 OneDrive Check Error

---

State: Done

---

Type: Bug

---

User Notes: A bug has been fixed which was causing issues when attempting to check for OneDrive document updates.

---

### 4.5 Issues with Margin/Markup Calculator and Labels

---

State: Done

---

Type: Bug

---

User Notes: The labels and tooltips within the rate calculator now correctly shows margin/markup based on the global setting value. Also, the user is auto scrolled to the top of page when the calculator icon is pressed.

---

## 4.6 Company Website field - Needs 'http://' at beginning or it highlights as wrong

---

State: Done

---

Type: Bug

---

User Notes: For the Company - Website field, if the user enters a URL without a protocol prefix (e.g. 'colleaguesoftware.com') the protocol prefix is now automatically added so it becomes:

<https://www.colleaguesoftware.com>.

When 17.12.01 is deployed a script will be run across all company records to ensure this field is correctly formatted.

---

## Revision History

Version	Date	Summary of Changes	Author
1.0	14/12/17	Initial Draft	David Payne